



L1 CAPITAL
INTERNATIONAL

Level 13, 139 Macquarie Street, Sydney, NSW 2000 | +61 2 8067 7090 | info@L1international.com | www.L1international.com

January 2020

L1 Capital International Fund

Monthly Net Performance (%)

PERIOD	JAN	FEB	MAR	APR	MAY	JUN	JUL	AUG	SEP	OCT	NOV	DEC	YTD
2019			0.8	5.8	-2.7	4.4	2.8	1.5	-0.5	-0.7	4.9	-1.4	15.4
2020	6.0												6.0

L1 Capital International

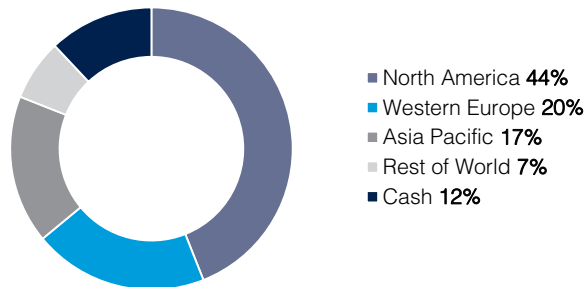
L1 Capital International is an independent active manager of global equities. We apply a detailed investment process built on a fundamental assessment of quality and value. We aim to deliver attractive risk-adjusted returns by investing in high quality companies that have favourable cashflow-based valuations in well-structured industries that we understand. Capital preservation over the investment horizon is central to our investment philosophy and process. We view risk as a permanent loss of capital as opposed to volatility in share prices.

Investment Philosophy

L1 Capital International will generally invest in businesses we consider:

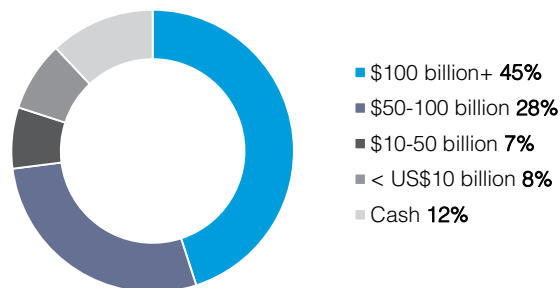
- Operate in well structured, growing industries
- Have durable business models
- Have aligned management with a strong capital allocation track record
- Generate growing free cashflow
- Demonstrate an ability to sustain high returns on invested capital
- Management can either reinvest capital at attractive incremental returns and/or return excess capital efficiently to shareholders
- Operate with a conservative balance sheet and funding structure

Revenue Exposure By Region*



* Revenue by region is internally estimated on a look through basis based on the underlying revenues of the individual companies held in the portfolio

Market Capitalisation Exposure



Fund Overview

Portfolio Management	David Steinthal (Chief Investment Officer) David Khaw (Portfolio Manager)
Type of Investments	Listed securities globally Developed market focus No shorting, no leverage
Number of Investments	20 to 40
Cash Weighting	0% to 25%
Time Horizon	5+ years
Benchmark	MSCI World Net Total Return Index in AUD
Fee Structure	Management fee: 1.2% p.a. of the net asset value of the Fund (including GST and RITC) Performance fee: 15% over Benchmark, subject to any underperformance being recouped. There must be positive absolute performance (adjusted for distributions) in the Performance Period*
Minimum Investment	\$25,000
Liquidity	Daily

* Otherwise positive relative performance is carried forward to the next Performance Period

Fund Performance*

	Fund (%)	Index** (%)	Excess (%)
1 Month	6.0	4.4	1.6
3 Month	9.6	8.3	1.3
1 Year			
Since Inception – 1 March 2019	22.3	20.5	1.8

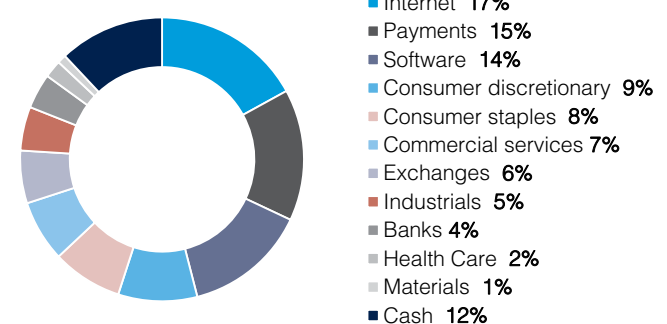
* Rounded to one decimal place. Numbers may not add due to rounding.

** MSCI World Net Total Return Index in AUD. Returns measured from Index close on 1 March 2019.

Top 10 Holdings (In alphabetical order)

Company	Sector
Alphabet	Internet
Aon	Commercial Services
Booking Holdings	Consumer Discretionary
Discover Financial Services	Banks
Facebook	Internet
Fidelity National Information Services	Software
Intuit	Software
Mastercard	Payments
Microsoft	Software
Visa	Payments

Sector Exposure**



** Industry classification is defined by L1 Int to best describe the nature of the underlying businesses

INFORMATION CONTAINED IN THIS PUBLICATION The opinions, advice, recommendations and other information contained in this publication, whether express or implied, are published or made by L1 Capital International Pty Limited (ACN 628 068 717), (an authorised representative (no. 1273764) of L1 Capital Pty Ltd (ACN 125 378 145) AFSL (314 302)) and its officers and employees (collectively "L1 Int") in good faith in relation to the facts known to it at the time of preparation. L1 Int has prepared this publication without consideration of the investment objectives, financial situation or particular needs of any individual investor, and you should not rely on the opinions, advice, recommendations and other information contained in this publication alone. This publication contains general financial product advice only. Equity Trustees Limited ("EQT") (ABN 46 004 031 298) AFSL 240975 is the Responsible Entity for the L1 Capital International Fund ARSN 631 094 141. This publication has been prepared to provide you with general information only. It is not intended to take the place of professional advice and you should not take action on specific issues in reliance on information in this publication. L1 Int does not express any view about the accuracy or completeness of information that is not prepared by it and no liability is accepted for any errors it may contain. Past performance should not be taken as an indicator of future performance. You should obtain a copy of the PDS (available at L1international.com) before making a decision about whether to invest in this product. To the maximum extent permitted by law, L1 Int, EQT and their related parties, directors and representatives will not be liable in any way for any loss or damage suffered by you through use or reliance on information in this publication. Copyright in this publication is owned by L1 Int.